



# Election Night Reporting

## Quick Start Guide

The Election Night Reporting (ENR) display provides extensive details on election results. Web visitors can view which candidates are leading for a contest as well as results by precinct and vote type (Polling Place, Early Ballots, Provisional Ballots and Early/Provisional). There is a graphical display of the precincts that are currently reporting results and the candidate leading in each precinct as well as voter turnout by precinct. Reports can be downloaded in various formats and a custom filter allows for a refined search on results.

### When and how often will the results be updated?

Once the precinct polling locations have closed, the results are reported to the county. The county uploads results, and then begins reporting results to the public via the ENR tool. Updates occur throughout the night until all precincts have reported.

### Contest-Specific Results

For viewing contest-specific results by precinct, ENR has the functionality to view which candidate is receiving the most votes by precinct in a tabular display.

**GREENLEE COUNTY ELECTIONS**

General Election

Registered Voters: 4,203	Precincts Partially Reported: 7 of 8
Ballots Cast: 448	Precincts Completely Reported: 1 of 8
Voter Turnout: 10.66%	Precincts Percent Reported: 12.50%

Website last updated 10/25/2010 9:27:4 AM MST

Choose Language / Seleccione Idioma English

Summary | **Precincts Reporting** | Voter Turnout | Reports | PRINT THIS PAGE

UNOFFICIAL RESULTS  
STATEWIDE RESULTS


CUSTOMIZE MY SEARCH (30 of 30) | Go To Page 1 | Display ALL

**U.S. SENATOR (Vote For 1)** | **CONTEST DETAIL** | VOTE TYPE SUMMARY | CONTEST DETAIL MAP

1 of 8 Precincts Reporting

	Percent	Votes
GLASSMAN, RODNEY (DEM)	25.00%	68
MCCAIN, JOHN (REP)	25.00%	68
NOLAN, DAVID F. (LBT)	25.00%	68
JOSLYN, JERRY (GRN)	25.00%	68
Write-in	0.00%	0
		272

Click on the "Contest Detail" link next to a contest to see a list of votes, broken down by precinct for that specific contest.



General Election | Website last updated 10/24/2010 2:09:48 PM MST

U.S. SENATOR (Vote For 1) | PRINT THIS PAGE | CLOSE THIS WINDOW

✓ = Precinct Reporting

Precinct	GLASSMAN, RODNEY	MCCAIN, JOHN	NOLAN, DAVID F.	JOSLYN, JERRY	Write-in	Total
✓ 001 EAGLE	8	61	64	46	0	179
002 BLUE	8	2	0	4	0	14
003 CLIFTON 1	7	0	0	4	0	11

For viewing contest-specific results by vote type, ENR has the functionality to view which candidate is receiving the most votes by vote type in a tabular display.

**GREENLEE COUNTY ELECTIONS**

General Election

Registered Voters: 4,203  
Ballots Cast: 448  
Voter Turnout: 10.66 %

Precincts Partially Reported: 7 of 8  
Precincts Completely Reported: 1 of 8  
Precincts Percent Reported: 12.50 %

Website last updated 10/25/2010 9:27:4 AM MST

Choose Language / Seleccione Idioma English

Summary Precincts Reporting Voter Turnout Reports PRINT THIS PAGE

UNOFFICIAL RESULTS  
STATEWIDE RESULTS

CUSTOMIZE MY SEARCH (30 of 30) Go To Page 1 Display ALL

U.S. SENATOR (Vote For 1) CONTEST DETAIL **VOTE TYPE SUMMARY** CONTEST DETAIL MAP

1 of 8 Precincts Reporting

	Percent	Votes
GLASSMAN, RODNEY (DEM)	25.00%	68
MCCAIN, JOHN (REP)	25.00%	68
NOLAN, DAVID F. (LBT)	25.00%	68
JOSLYN, JERRY (GRN)	25.00%	68
Write-in	0.00%	0
		272

Click on the "Vote Type Summary" link next to a contest to see a list of votes, broken down in to vote types for that specific contest.

**GREENLEE COUNTY ELECTIONS**

General Election

Registered Voters: 4,203  
Ballots Cast: 448  
Voter Turnout: 10.66 %

Precincts Partially Reported: 7 of 8  
Precincts Completely Reported: 1 of 8  
Precincts Percent Reported: 12.50 %

Website last updated 10/24/2010 2:09:48 PM MST

Choose Language / Seleccione Idioma English

Summary Precincts Reporting Voter Turnout Reports PRINT THIS PAGE

UNOFFICIAL RESULTS  
STATEWIDE RESULTS

Summary > Vote type summary

U.S. SENATOR (Vote For 1)

Choice	Polling Place	Early Ballots	Provisional Ballots	Early/Provisional	Total	Percent
GLASSMAN, RODNEY	26	42	0	0	68	25.00%
MCCAIN, JOHN	62	6	0	0	68	25.00%
NOLAN, DAVID F.	67	1	0	0	68	25.00%
JOSLYN, JERRY	52	16	0	0	68	25.00%
Write-in	0	0	0	0	0	0.00%

For viewing contest-specific results by precinct, ENR has the functionality to view which candidate is receiving the most votes in a map view.

**GREENLEE COUNTY ELECTIONS**

General Election

Registered Voters: 4,203  
Ballots Cast: 448  
Voter Turnout: 10.66 %

Precincts Partially Reported: 7 of 8  
Precincts Completely Reported: 1 of 8  
Precincts Percent Reported: 12.50 %

Website last updated: 10/25/2010 9:27:4 AM MST

Choose Language / Seleccione Idioma: English

Summary | Precincts Reporting | Voter Turnout | Reports | PRINT THIS PAGE

UNOFFICIAL RESULTS  
STATEWIDE RESULTS

CUSTOMIZE MY SEARCH (30 of 30) | Go To Page 1 | Display ALL

U.S. SENATOR (Vote For 1) | CONTEST DETAIL | VOTE TYPE SUMMARY | **CONTEST DETAIL MAP**

1 of 8 Precincts Reporting

	Percent	Votes
GLASSMAN, RODNEY (DEM)	25.00%	68
MCCAIN, JOHN (REP)	25.00%	68
NOLAN, DAVID F. (LBT)	25.00%	68
JOSLYN, JERRY (GRN)	25.00%	68
Write-in	0.00%	0
		272

Click on the “**Contest Detail Map**” link next to a contest for a graphical display of which candidate is leading in each precinct for that specific contest.

**Contest Detail Map**

**GREENLEE COUNTY ELECTIONS**

General Election

Registered Voters: 4,203  
Ballots Cast: 448  
Voter Turnout: 10.66 %

Precincts Partially Reported: 7 of 8  
Precincts Completely Reported: 1 of 8  
Precincts Percent Reported: 12.50 %

Website last updated: 10/24/2010 2:09:48 PM MST

Choose Language / Seleccione Idioma: English

Summary | Precincts Reporting | Voter Turnout | Reports | PRINT THIS PAGE

UNOFFICIAL RESULTS  
STATEWIDE RESULTS

Summary > Contest Detail Map

U.S. SENATOR (Vote For 1) | **VIEW ALL DATA** | VIEW ENLARGED MAP

Choice	Total	Color
GLASSMAN, RODNEY (DEM)	68	Blue
MCCAIN, JOHN (REP)	68	Red
NOLAN, DAVID F. (LBT)	68	Yellow
JOSLYN, JERRY (GRN)	68	Green
Write-in	0	Black
Tie		Brown
Has Not Reported		Grey
Not Participating		White

Click on the “**View All Data**” link, to open a new window. This displays the candidate vote count break down by precinct. This page also provides a printer friendly link.

General Election | Website last updated 10/24/2010 2:09:48 PM MST

U.S. SENATOR (Vote For 1) | PRINT THIS PAGE | CLOSE THIS WINDOW

✓ = Precinct Reporting

Precinct	GLASSMAN, RODNEY	MCCAIN, JOHN	NOLAN, DAVID F.	JOSLYN, JERRY	Write-in	Total
✓ 001 EAGLE	8	61	64	46	0	179
002 BLUE	8	2	0	4	0	14
003 CLIFTON 1	7	0	0	4	0	11

# Precincts Reporting

**GREENLEE COUNTY ELECTIONS**

General Election

Registered Voters: 4,203  
Ballots Cast: 448  
Voter Turnout: 10.66 %

Precincts Partially Reported: 7 of 8  
Precincts Completely Reported: 1 of 8  
Precincts Percent Reported: 12.50 %

Website last updated 10/25/2010 9:27:4 AM MST

Choose Language / Seleccione Idioma English

Summary **Precincts Reporting** Voter Turnout Reports PRINT THIS PAGE


UNOFFICIAL RESULTS  
STATEWIDE RESULTS

CUSTOMIZE MY SEARCH (30 of 30) Go To Page 1 Display ALL

U.S. SENATOR (Vote For 1) CONTEST DETAIL VOTE TYPE SUMMARY CONTEST DETAIL MAP

1 of 8 Precincts Reporting

	Percent	Votes
GLASSMAN, RODNEY (DEM)	25.00%	68
MCCAIN, JOHN (REP)	25.00%	68
NOLAN, DAVID F. (LBT)	25.00%	68
JOSLYN, JERRY (GRN)	25.00%	68
Write-in	0.00%	0
		272



Click on the “**Precincts Reporting**” tab to display a county map where the status of the precincts reporting results is shown. The map, which starts as colored grey for each precinct becomes colored green when the precinct is completely reporting.

**GREENLEE COUNTY ELECTIONS**

General Election

Registered Voters: 4,203  
Ballots Cast: 448  
Voter Turnout: 10.66 %

Precincts Partially Reported: 7 of 8  
Precincts Completely Reported: 1 of 8  
Precincts Percent Reported: 12.50 %

Website last updated 10/24/2010 2:09:48 PM MST


Choose Language / Seleccione Idioma English

Summary Precincts Reporting **Voter Turnout** Reports PRINT THIS PAGE


UNOFFICIAL RESULTS  
STATEWIDE RESULTS

Precincts Reporting **VIEW ALL DATA** VIEW ENLARGED MAP

Not Participating  Completely Reported  Partially Reported  Has Not Reported



Click on the “**View All Data**” link, to open a new window. This displays the precinct reporting status in a tabular format and also provides a printer friendly link.



General Election		Website last updated 10/24/2010 2:09:48 PM MST	
Precincts Reporting		PRINT THIS PAGE	CLOSE THIS WINDOW
<input type="radio"/> Not Participating <input checked="" type="radio"/> Completely Reported <input type="radio"/> Partially Reported <input type="radio"/> Has Not Reported			
Precinct	Status		
001 EAGLE	<input checked="" type="radio"/>		
002 BLUE	<input type="radio"/>		
003 CLIFTON 1	<input type="radio"/>		

# Voter Turnout

**GREENLEE COUNTY ELECTIONS**

General Election

Registered Voters: 4,203  
Ballots Cast: 448  
Voter Turnout: 10.66 %

Precincts Partially Reported: 7 of 8  
Precincts Completely Reported: 1 of 8  
Precincts Percent Reported: 12.50 %

Website last updated 10/25/2010 9:27:4 AM MST

Choose Language / Seleccione Idioma English

Summary Precincts Reporting **Voter Turnout** Reports PRINT THIS PAGE


UNOFFICIAL RESULTS  
[STATEWIDE RESULTS](#)

CUSTOMIZE MY SEARCH (30 of 30) Go To Page 1 Display ALL

**U.S. SENATOR (Vote For 1)** CONTEST DETAIL VOTE TYPE SUMMARY CONTEST DETAIL MAP

1 of 8 Precincts Reporting

	Percent	Votes
GLASSMAN, RODNEY (DEM)	25.00%	68
MCCAIN, JOHN (REP)	25.00%	68
NOLAN, DAVID F. (LBT)	25.00%	68
JOSLYN, JERRY (GRN)	25.00%	68
Write-in	0.00%	0
		272



Click on the "Voter Turnout" tab, to display a county map where the percentage of voter turnout by precinct is shown.

**GREENLEE COUNTY ELECTIONS**

General Election

Registered Voters: 4,203  
Ballots Cast: 448  
Voter Turnout: 10.66 %

Precincts Partially Reported: 7 of 8  
Precincts Completely Reported: 1 of 8  
Precincts Percent Reported: 12.50 %

Website last updated 10/24/2010 2:09:48 PM MST


Choose Language / Seleccione Idioma English

Summary Precincts Reporting Voter Turnout Reports PRINT THIS PAGE


UNOFFICIAL RESULTS  
[STATEWIDE RESULTS](#)

Voter Turnout [VIEW ALL DATA](#) VIEW ENLARGED MAP

Percent	Color
0% to 10%	
10% to 20%	
20% to 30%	
30% to 40%	
40% to 50%	
50% to 60%	
60% to 70%	
70% to 80%	
80% to 90%	
90% to 100%	
Has Not Reported	
Not Participating	



Click on the "View All Data" link, to open a new window. This displays ballots cast, registered voters, and voter turnout percentage by precinct once it has been reported. This page also provides a printer friendly link.



General Election		Website last updated 10/24/2010 2:09:48 PM MST	
Voter Turnout		PRINT THIS PAGE	CLOSE THIS WINDOW
Precinct	Ballots Cast	Registered Voters	Voter Turnout
002 BLUE	35	42	83.33 %
003 CLIFTON 1	35	827	4.23 %
004 CLIFTON 2	35	522	6.70 %
005 MORENCI	35	330	10.61 %

## Reports

**GREENLEE COUNTY ELECTIONS**

**General Election**

Registered Voters: 4,203	Precincts Partially Reported: 7 of 8
Ballots Cast: 448	Precincts Completely Reported: 1 of 8
Voter Turnout: 10.66 %	Precincts Percent Reported: 12.50 %

Website last updated 10/25/2010 9:27:4 AM MST

Choose Language / Seleccione Idioma English

Summary Precincts Reporting Voter Turnout **Reports** PRINT THIS PAGE

UNOFFICIAL RESULTS  
STATEWIDE RESULTS


CUSTOMIZE MY SEARCH (30 of 30) Go To Page 1 Display ALL

**U.S. SENATOR (Vote For 1)** CONTEST DETAIL VOTE TYPE SUMMARY CONTEST DETAIL MAP

1 of 8 Precincts Reporting

	Percent	Votes
GLASSMAN, RODNEY (DEM)	25.00%	68
MCCAIN, JOHN (REP)	25.00%	68
NOLAN, DAVID F. (LBT)	25.00%	68
JOSLYN, JERRY (GRN)	25.00%	68
Write-in	0.00%	0

272



Click on the **"Reports"** tab for access to downloadable reports or to refine your search using the custom filter.

## Download Reports

**GREENLEE COUNTY ELECTIONS**

**General Election**

Registered Voters: 4,203	Precincts Partially Reported: 7 of 8
Ballots Cast: 448	Precincts Completely Reported: 1 of 8
Voter Turnout: 10.66 %	Precincts Percent Reported: 12.50 %

Website last updated 10/24/2010 2:09:48 PM MST

Choose Language / Seleccione Idioma English

Summary Precincts Reporting Voter Turnout **Reports** PRINT THIS PAGE


UNOFFICIAL RESULTS  
STATEWIDE RESULTS

**Download Reports**

Type	Description	Download	Size
Summary CSV	Comma separated values showing total votes received.	<a href="#">summary.zip</a>	1.9 KB
Detail XLS	Precinct level details for election results. Contains votes received by each choice in each contest in each precinct, by vote type.	<a href="#">detail.xls.zip</a>	9.4 KB
Detail TXT	Precinct level details for election results. Contains votes received by each choice in each contest in each precinct, by vote type.	<a href="#">detail.txt.zip</a>	5.0 KB
Detail XML	Precinct level details for election results. Contains votes received by each choice in each contest in each precinct, by vote type.	<a href="#">detail.xml.zip</a>	7.4 KB

**Custom Filter by Vote Type and Precinct**

Vote Type: -- Select -- Precinct: -- Select -- Refresh



The **"Download Reports"** section displays a list of raw data reports that can be downloaded and used to analyze results data in greater detail (in such programs as Microsoft Excel, etc.) Select the file name within the Download column to open or save a report. Or you can simply print from the screen.

## Custom Filter

**GREENLEE COUNTY ELECTIONS**

**General Election**

Registered Voters: 4,203	Precincts Partially Reported: 7 of 8
Ballots Cast: 448	Precincts Completely Reported: 1 of 8
Voter Turnout: 10.66 %	Precincts Percent Reported: 12.50 %

Website last updated 10/24/2010 2:09:48 PM MST

Choose Language / Seleccione Idioma English

Summary Precincts Reporting Voter Turnout **Reports** PRINT THIS PAGE


UNOFFICIAL RESULTS  
STATEWIDE RESULTS

**Download Reports**

Type	Description	Download	Size
Summary CSV	Comma separated values showing total votes received.	<a href="#">summary.zip</a>	1.9 KB
Detail XLS	Precinct level details for election results. Contains votes received by each choice in each contest in each precinct, by vote type.	<a href="#">detail.xls.zip</a>	9.4 KB
Detail TXT	Precinct level details for election results. Contains votes received by each choice in each contest in each precinct, by vote type.	<a href="#">detail.txt.zip</a>	5.0 KB
Detail XML	Precinct level details for election results. Contains votes received by each choice in each contest in each precinct, by vote type.	<a href="#">detail.xml.zip</a>	7.4 KB

**Custom Filter by Vote Type and Precinct**

Vote Type: -- Select -- Precinct: -- Select -- Refresh



The **"Custom Filter"** section can be used to refine your search.

Use the **Custom Filter by Vote Type and Precinct** to search for results by vote type and precinct. Select the search criteria from the applicable dropdown fields and then click the refresh button.